

KVR Government College for Women(A), Kurnool

Re-Accredited with 'B++' Grade by NAAC



STUDENT SATISFACTION SURVEY 2021-2022



NAAC

Participate in Student Satisfaction Survey (SSS) by NAAC

Dear Students,

NAAC (National Assessment and Accreditation Council) has endeavoured to conduct a **Student Satisfaction Survey (SSS)** the results of which will encompass the accreditation process. The Survey will capture student responses from the list of students provided by the Higher Education Institutes (HEIs). This survey is conducted directly by NAAC to give an opportunity to the students to have their say in assessment and quality improvement process.

NAAC will send online link of the survey to the email address of the student provided by the HEIs, and the student will have to complete and submit the survey in a stipulated time.

Have
your say
in quality
improvement



• Rate your Institution

The questionnaire is based on the Likert type scale that means the students will have to give responses on a scale of 0 to 4, with the most positive response being rated as 4 and the most negative response being rated as 0. Analysis of the survey is done using software which will aggregate the responses and generate the score of Student Satisfaction Survey which is important Key Indicator in overall grade of institution.

• Suggest Improvements

In SSS, twenty of the twenty one questions will be objective in nature, while one question is open ended to elicit observations and suggestions for improvements thereby providing an opportunity to the student to give suggestions and criticisms in their own words. The questionnaire consists of several facets of the teaching learning process.

• Identity Not Disclosed

Students are randomly selected for the survey by system. Except particular student nobody will know which student has received the SSS email and what they have responded. Thus the students will remain anonymous throughout the process.

More details on survey are available on NAAC website <http://www.naac.gov.in/apply-now>

Student Survey has 30 to 60 weightage (as per type of institution) in the scoring of institutional Grade and hence responses from students can play a critical role in determining institutional grade. It is desired that active participation of students in survey will not only empower the students but also help institutions in continuous quality improvement through student engagement.

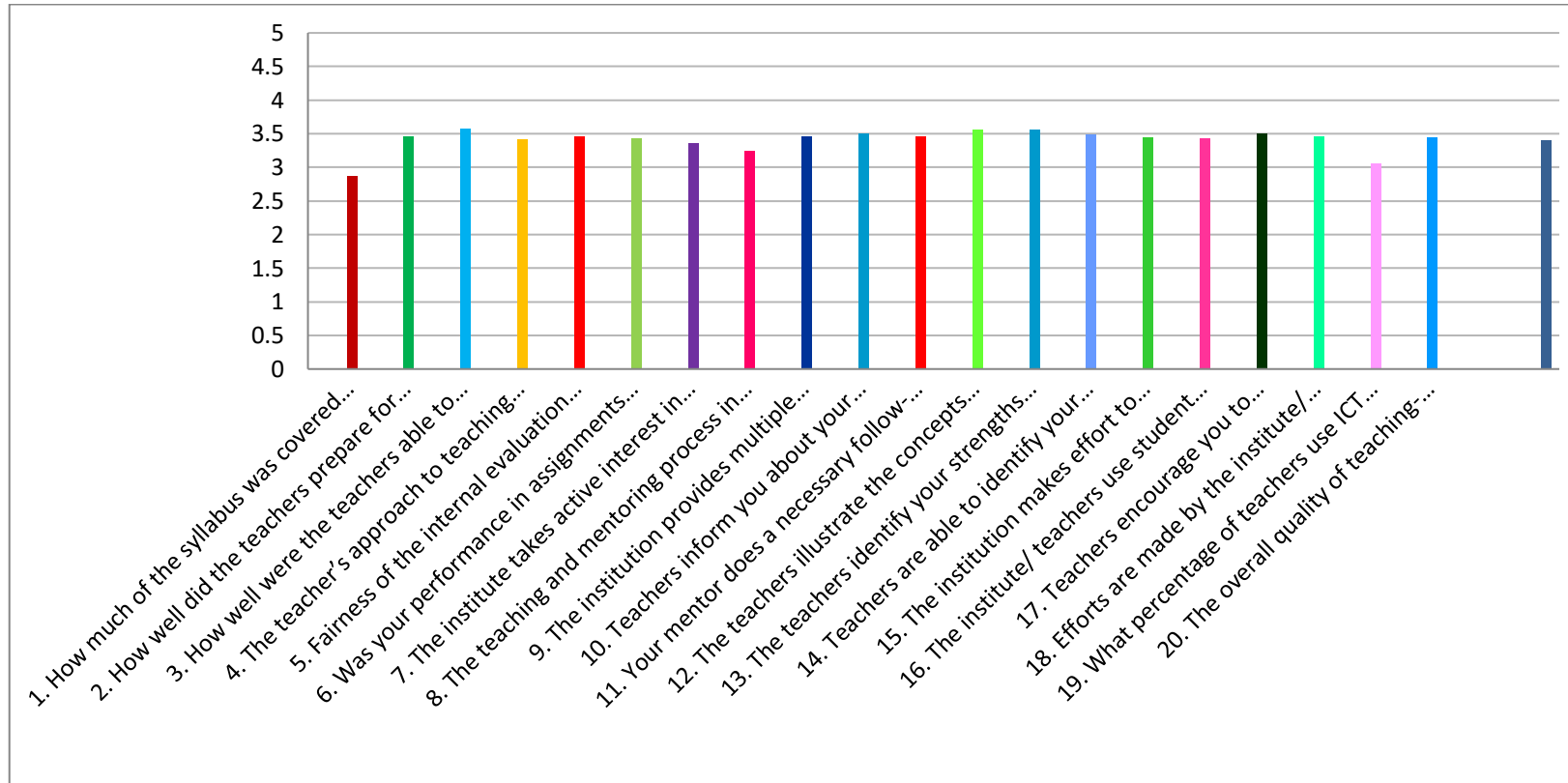


Student Satisfaction Survey 2021-22

Student Satisfaction Survey was conducted through a Questionnaire (Google Form) Consisting of twenty-one Questions. Twenty Questions are Objective, in nature, while one question is open ended to elicit observations and suggestions for improvements providing an opportunity to the student to give suggestions and criticism in their own words. For the Twenty objective questions, students responded on a Likert scale of 4 to 0, with the most positive response rated as 4, and most negative response rated as 0. The mean Score for each question will be calculated and the overall mean will be arrived at. This figure will range from 4 to 0 and will give the mean satisfaction level of the students for the institute. This figure in the range of 4 to 0 will be the score indicators 'Student Satisfaction survey'. 325 students of total strength participated in the survey.

OVERALL MEAN SCORE OF RESPONSES: 3.41

Overall Survey Rating:





KVR Government College(W)(A),KURNOOL

Re-Accredited With 'A' Grade by NAAC

*Required

Email*

A) Please confirm this is the first and only time you answer this survey.*

Mark only one oval.

Yes

No

B) Age:*

B) College Name*

C) Gender*

Markonlyoneoval.

Male

Female

Transgender

E) What degree program are you pursuing now?*

Markonlyoneoval.

Bachelor's

Master's

F) What subject area are you currently pursuing?*

Markonlyoneoval.

Arts

Commerce

Science

1. How much of the syllabus was covered in the class?*

Mark only one oval.

85to100%

70to84%

55to69%

30to54%

Below30%

2. How well did the teachers prepare for the classes?*

Mark only one oval.

Thoroughly

Satisfactorily

Poorly

Indifferently

Won't teach at all

3. How well were the teachers able to communicate?*

Mark only one oval.

- Always effective
- Sometimes effective
- Just satisfactorily
- Generally ineffective
- Very poor communication

4. The teacher's approach to teaching can best be described as*

Mark only one oval.

- Excellent
- Very good
- Good
- Fair
- Poor

5. Fairness of the internal evaluation process by the teachers.* *Mark only one oval.*

- Always fair
- Usually fair
- Sometimesunfair
- Usually unfair
- Unfair

6. Was your performance in assignments discussed with you?*

Mark only one oval.

- Every time
- Usually
- Occasionally/Sometimes
- Rarely
- Never

7. The institute takes active interest in promoting internship, student exchange, field visit opportunities for students*

Mark only one oval

- Regularly
- Often
- Sometimes
- Rarely
- Never

8. The teaching and mentoring process in your institution facilitates you in cognitive, social and emotional growth.*

Mark only one oval.

- Significantly
- Verywell
- Moderately
- Marginally
- Notatall

9. The institution provides multiple opportunities to learn and grow.*

Mark only one oval.

- Strongly agree
- Agree
- Neutral
- Disagree
- Stronglydisagree

10. Teachers inform you about your expected competencies, course outcomes and programme outcomes.*

Mark only one oval.

- Every time
- Usually
- Occasionally/Sometimes
- Rarely
- Never

11. Your mentor does a necessary follow-up with an assigned task to you.*

Mark only one oval.

- Every time
- Usually
- Occasionally/Sometimes
- Rarely
- I don't have a mentor

12. The teachers illustrate the concepts through the examples and applications.*

Mark only one oval.

- Every time
- Usually
- Occasionally/Sometimes
- Rarely
- Never

13. The teachers identify your strengths and encourage you with providing right level of challenges.*

Mark only one oval.

- Fully
- Reasonably
- Partially
- Slightly
- Unable to

14. Teachers are able to identify your weaknesses and help you to overcome them.*

Mark only one oval.

- Every time
- Usually
- Occasionally/Sometimes
- Rarely
- Never

15. The institution makes effort to engage students in the monitoring, review and continuous quality improvement of the teaching learning process.*

Markonlyoneoval.

- Strongly agree
- Agree
- Neutral
- Disagree
- Stronglydisagree

16. The institute/teachers use student centric methods, such as experiential learning, participative learning and problem-solving methodologies for enhancing learning experiences.*

Markonlyoneoval.

- To a great extent
- Moderate
- Somewhat
- Very little
- Not at all

17. Teachers encourage you to participate in extracurricular activities.*

Mark only one oval.

- Strongly agree
- Agree
- Neutral
- Disagree
- Strongly disagree

18. Efforts are made by the institute/teachers to inculcate soft skills, life skills and employability skills to make you ready for the world of work.*

Mark only one oval.

- To a great extent
- Moderate
- Somewhat
- Very little
- Not at all

19. What percentage of teachers use ICT tools such as LCD projector, Multimedia, etc. while teaching?*

Mark only one oval.

- Above 90%
- 70–89%
- 50–69%
- 30–49%
- Below 29%

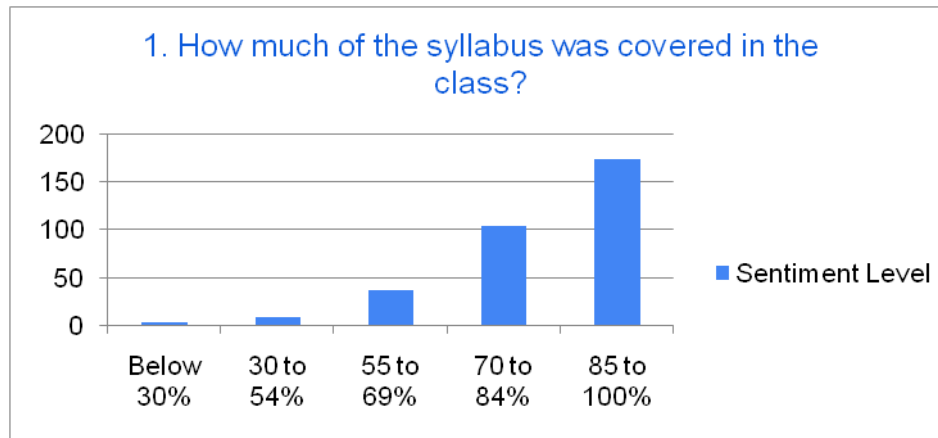
20. The overall quality of teaching-learning process in your institute is very good.*

Mark only one oval.

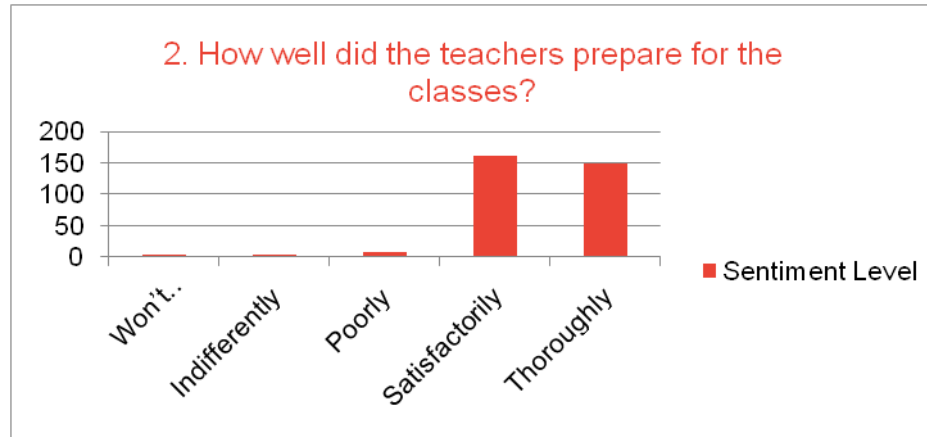
- Strongly agree
- Agree
- Neutral
- Disagree
- Strongly disagree

21. Give three observations/suggestions to improve the overall teaching-learning experience in your institution.

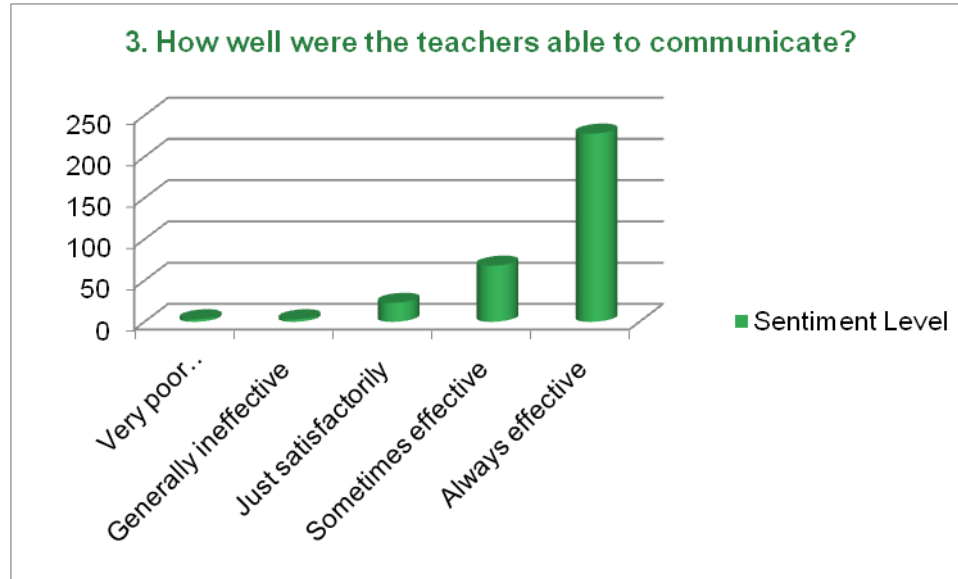
Responses



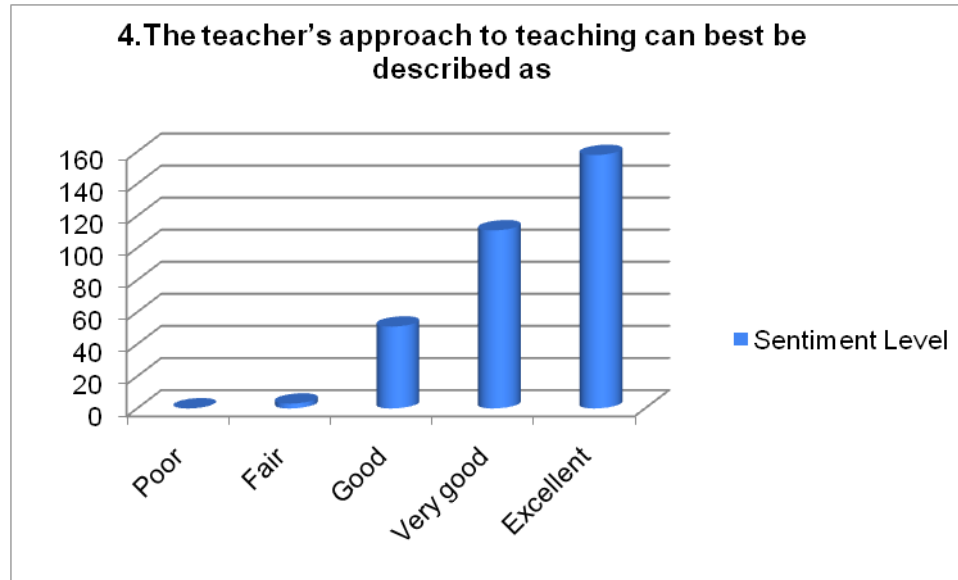
1. How much of the syllabus was covered in the class?			
Sentiment Level	Responses	Numerical Value	Total
Below 30%	3	0	0
30 to 54%	8	1	8
55 to 69%	36	2	72
70 to 84%	104	3	312
85 to 100%	174	4	696
	325	Total	1088
Total Responses/Respondents			3.347692308



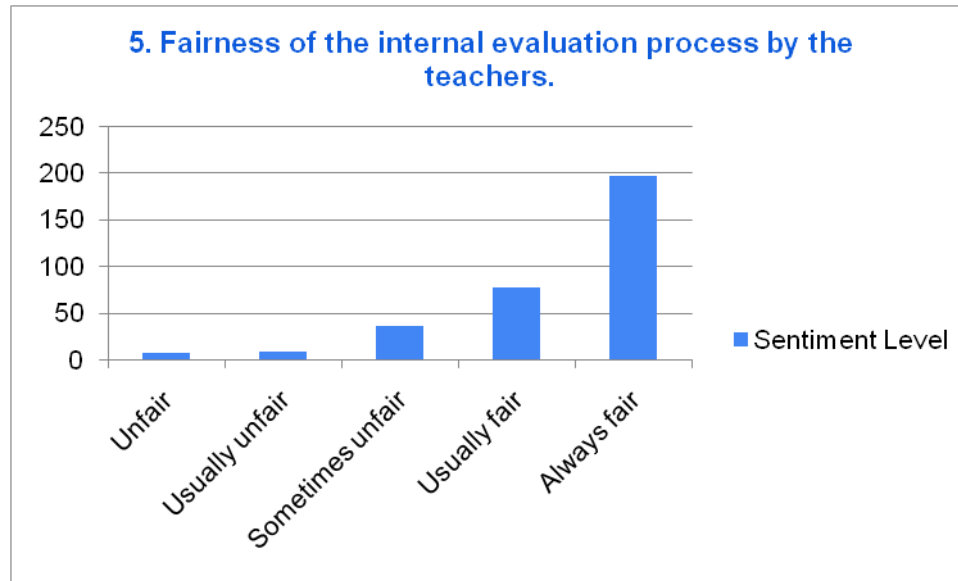
2. How well did the teachers prepare for the classes?			
Sentiment Level	Responses	Numerical Value	Total
Won't teach at all	4	0	0
Indifferently	4	1	4
Poorly	8	2	16
Satisfactorily	161	3	483
Thoroughly	148	4	592
	325		1095
Total Responses/Respondents			3.369230769



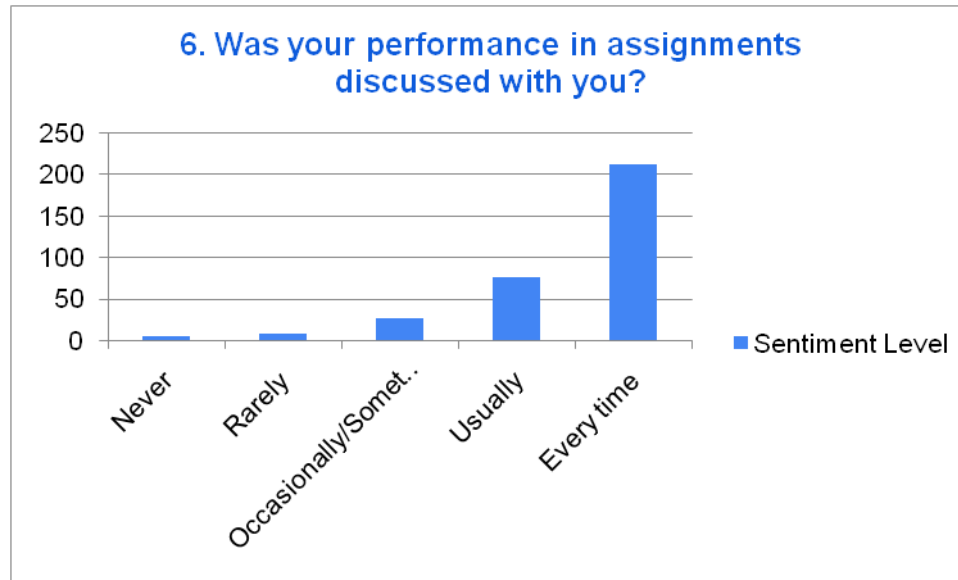
3. How well were the teachers able to communicate?			
Sentiment Level	Responses	Numerical Value	Total
Very poor communication	3	0	0
Generally ineffective	3	1	3
Just satisfactorily	23	2	46
Sometimes effective	68	3	204
Always effective	228	4	912
	325		1165
Total Responses/Respondents			3.584615385



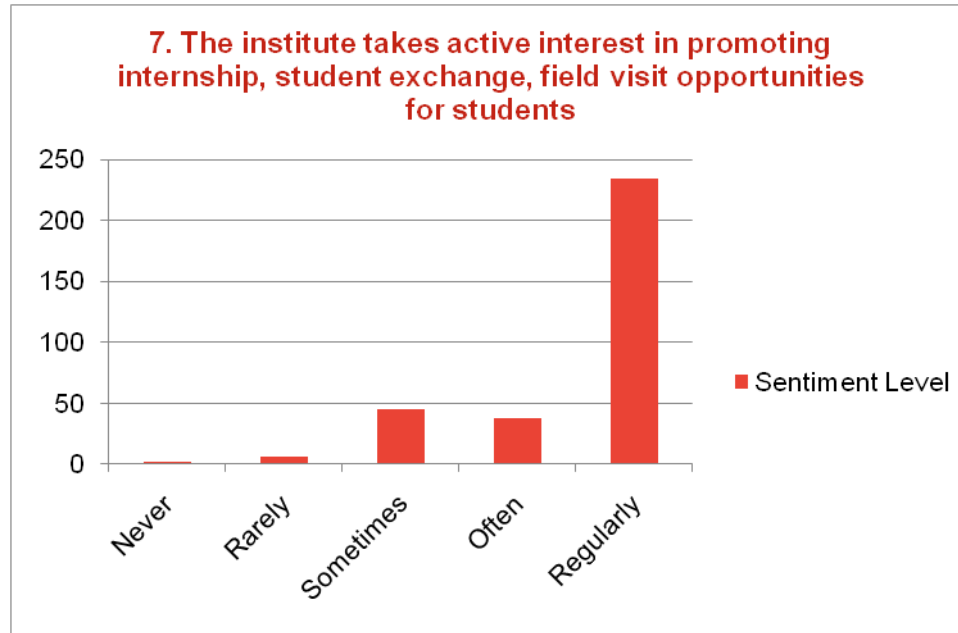
4. The teacher’s approach to teaching can best be described as			
Sentiment Level	Responses	Numerical Value	Total
Poor	0	0	0
Fair	3	1	3
Good	51	2	102
Very good	111	3	333
Excellent	158	4	632
	323		1070
Total Responses/Respondents			3.312693498



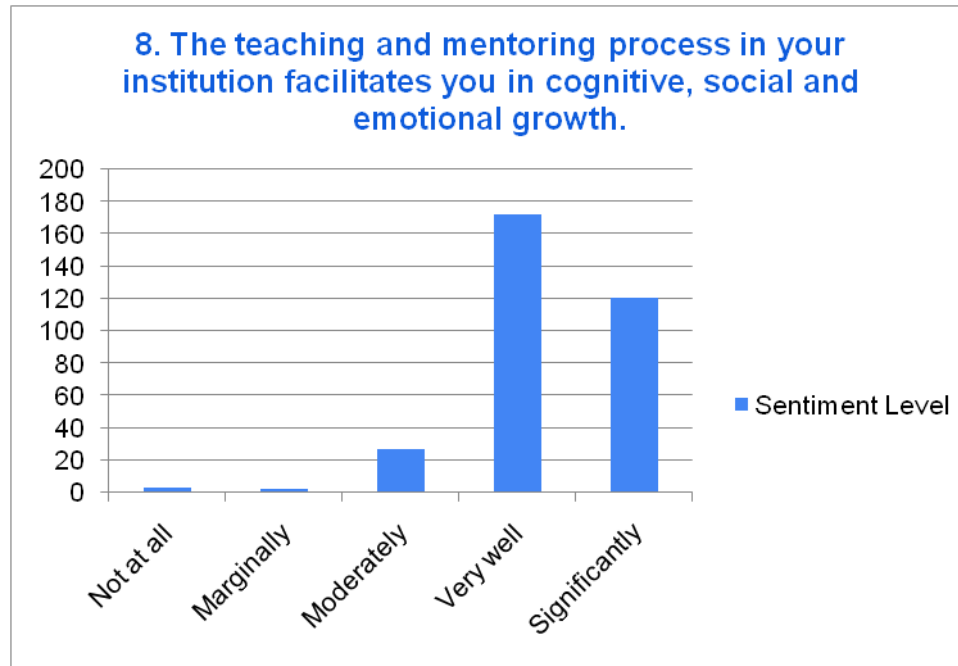
5. Fairness of the internal evaluation process by the teachers.			
Sentiment Level	Responses	Numerical Value	Total
Unfair	7	0	0
Usually unfair	8	1	8
Sometimes unfair	36	2	72
Usually fair	77	3	231
Always fair	197	4	788
	325		1099
Total Responses/Respondents			3.381538462



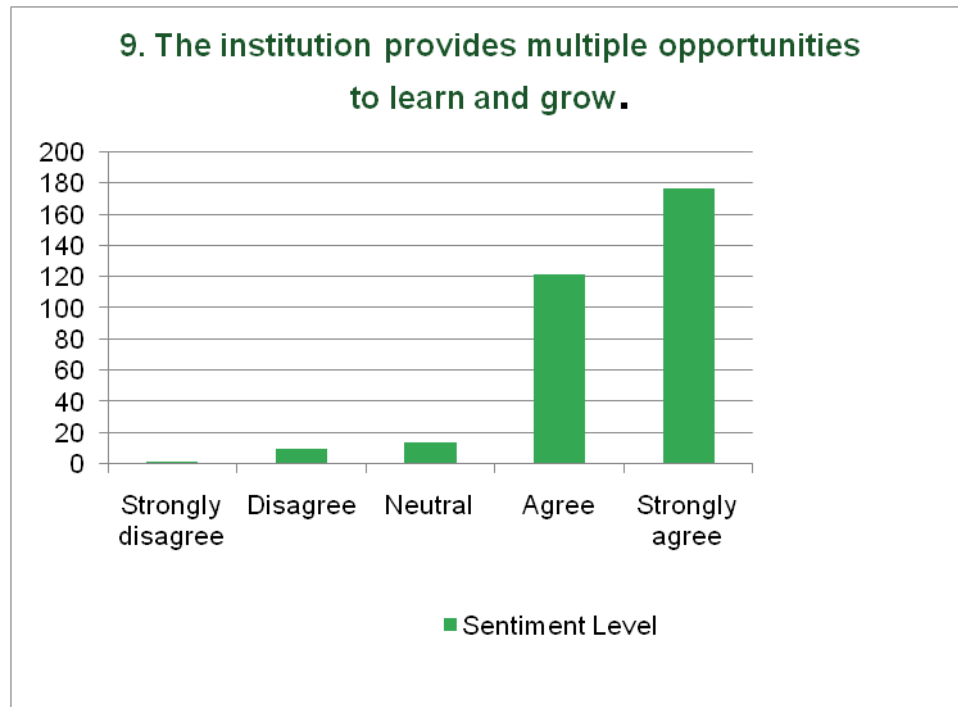
6. Was your performance in assignments discussed with you?			
Sentiment Level	Responses	Numerical Value	Total
Never	4	0	0
Rarely	7	1	7
Occasionally/Sometimes	27	2	54
Usually	76	3	228
Every time	211	4	844
	325		1133
Total Responses/Respondents			3.486153846



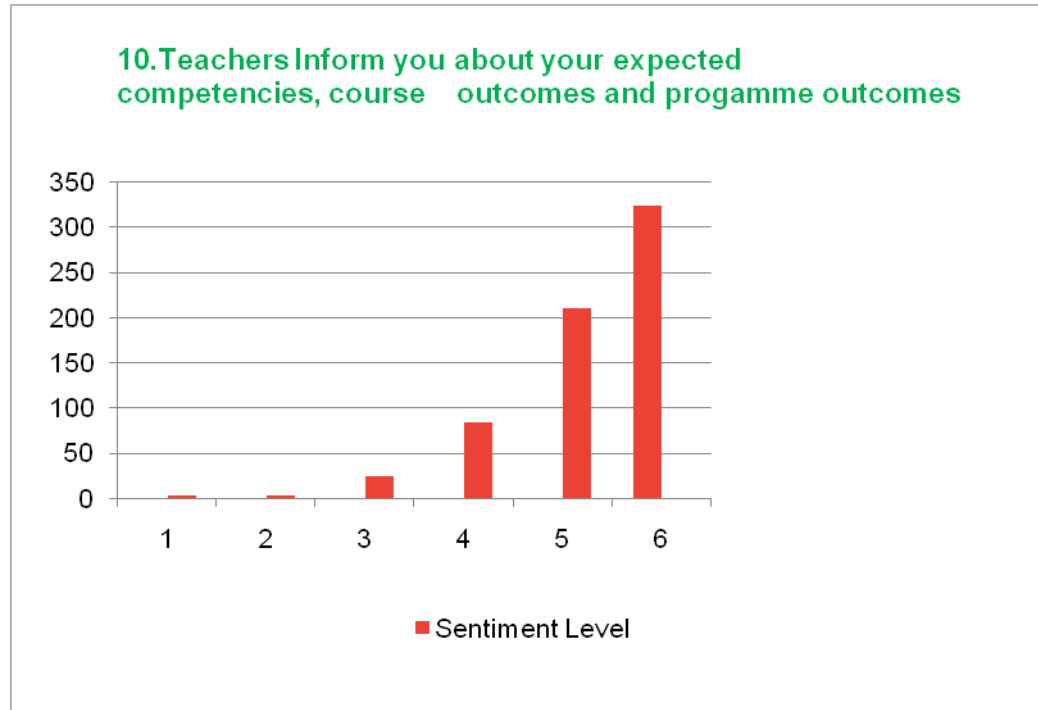
7. The institute takes active interest in promoting internship, student exchange, field visit opportunities for students			
Sentiment Level	Responses	Numerical Value	Total
Never	2	0	0
Rarely	6	1	6
Sometimes	45	2	90
Often	38	3	114
Regularly	234	4	936
	325		1146
Total Responses/Respondents			3.526153846



8. The teaching and mentoring process in your institution facilitates you in cognitive, social and emotional growth.			
Sentiment Level	Responses	Numerical Value	Total
Not at all	3	0	0
Marginally	2	1	2
Moderately	27	2	54
Very well	172	3	516
Significantly	121	4	484
	325		1056
Total Responses/Respondents			3.249230769



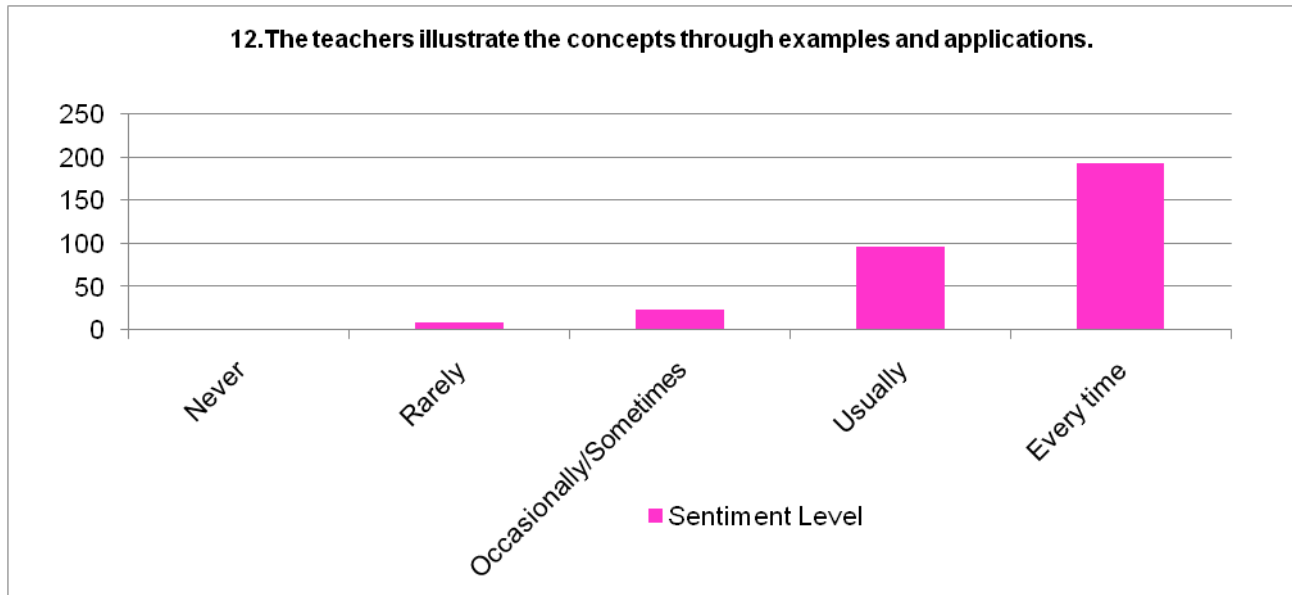
9. The institution provides multiple opportunities to learn and grow.			
Sentiment Level	Responses	Numerical Value	Total
Strongly disagree	2	0	0
Disagree	10	1	10
Neutral	14	2	28
Agree	122	3	366
Strongly agree	177	4	708
	325		1112
Total Responses/Respondents			3.421538462



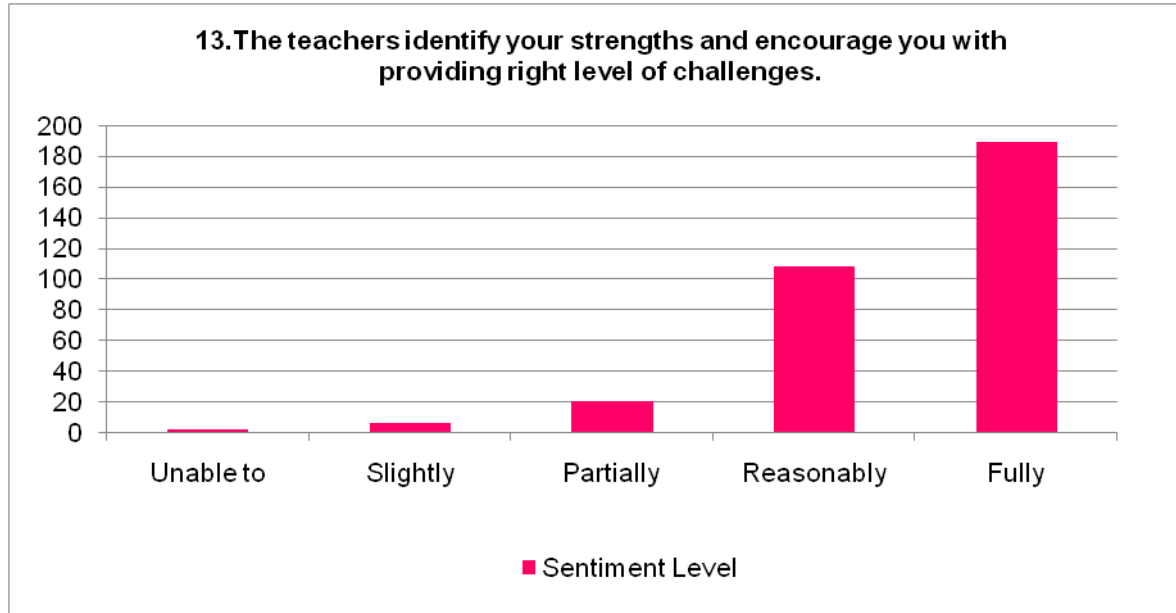
10. Teachers inform you about your expected competencies, course outcomes and programme outcomes.			
Sentiment Level	Responses	Numerical Value	Total
Never	3	0	0
Rarely	3	1	3
Occasionally/Sometimes	24	2	48
Usually	84	3	252
Every time	211	4	844
	325		1147
Total Responses/Respondents			3.529230769



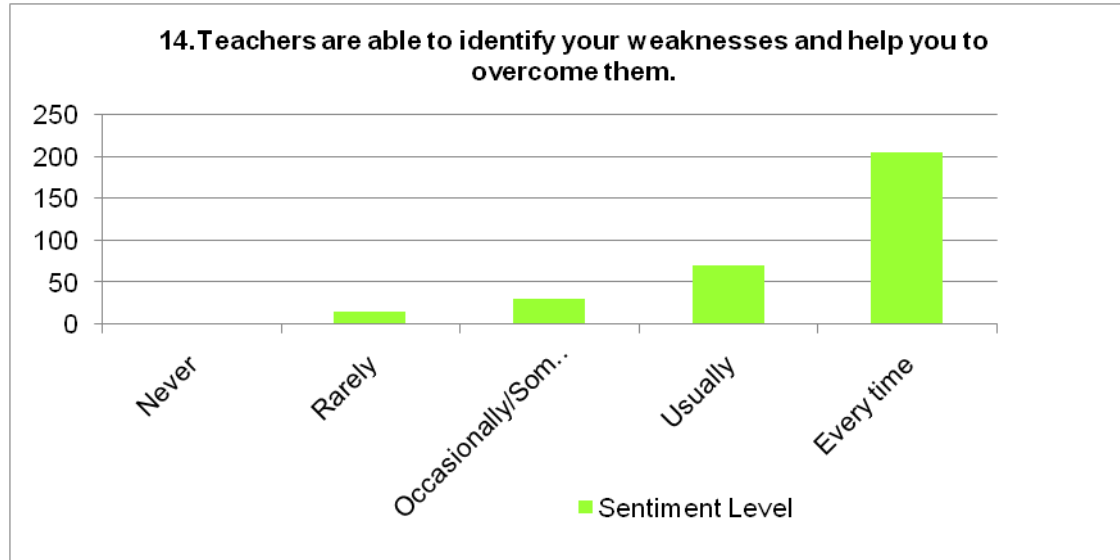
11. Your mentor does a necessary follow-up with an assigned task to you.			
Sentiment Level	Responses	Numerical Value	Total
I don't have a mentor	2	0	0
Rarely	4	1	4
Occasionally/Sometimes	25	2	50
Usually	66	3	198
Every time	228	4	912
	325		1164
Total Responses/Respondents			3.581538462



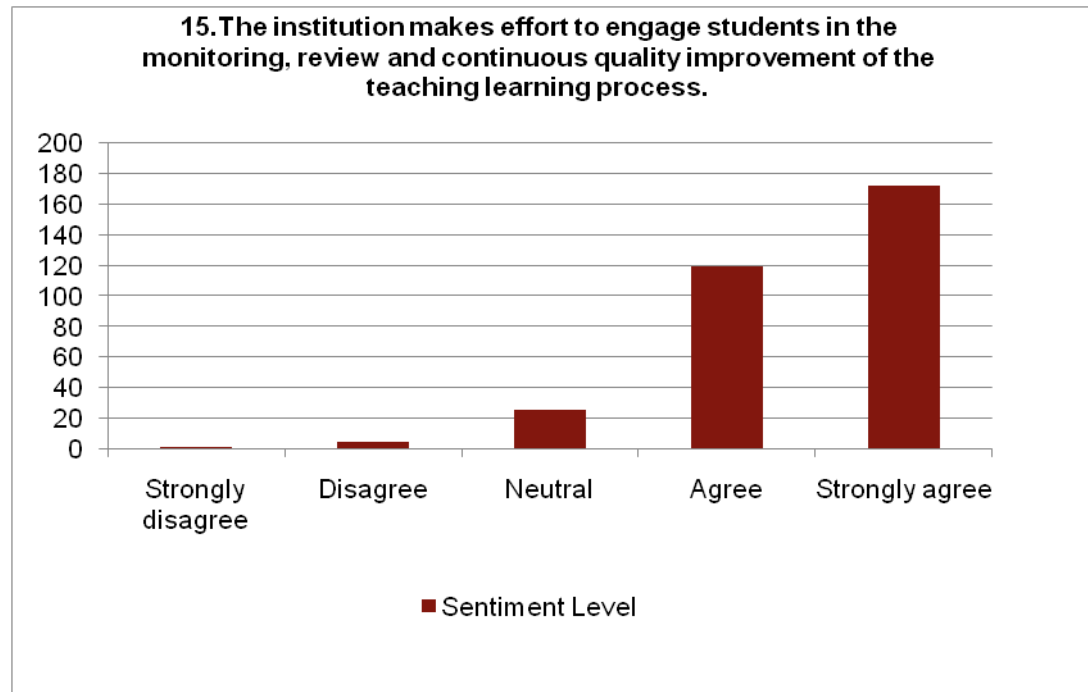
12. The teachers illustrate the concepts through examples and applications.			
Sentiment Level	Responses	Numerical Value	Total
Never	2	0	0
Rarely	9	1	9
Occasionally/Sometimes	24	2	48
Usually	97	3	291
Every time	193	4	772
	325		1120
Total Responses/Respondents			3.446153846



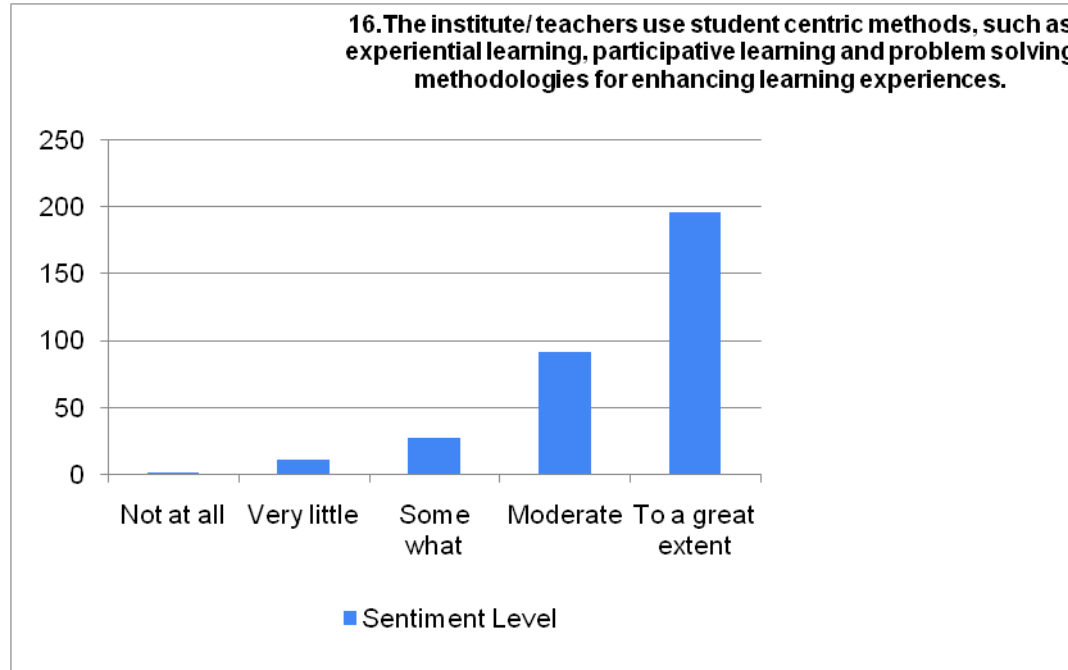
13. The teachers identify your strengths and encourage you with providing right level of challenges.			
Sentiment Level	Responses	Numerical Value	Total
Unable to	2	0	0
Slightly	6	1	6
Partially	20	2	40
Reasonably	108	3	324
Fully	189	4	756
	325		1126
Total Responses/Respondents			3.464615385



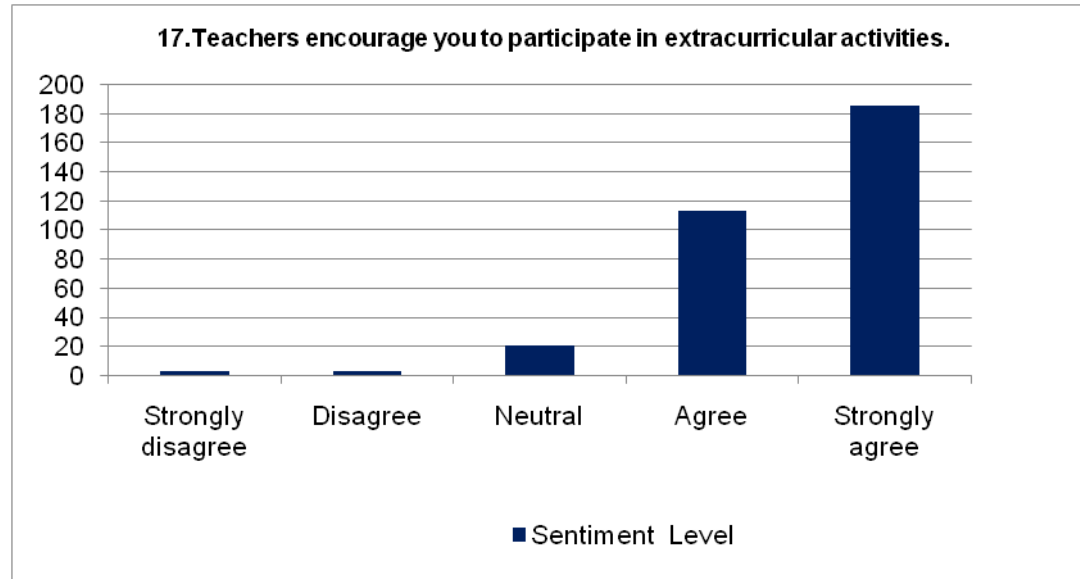
14. Teachers are able to identify your weaknesses and help you to overcome them.			
Sentiment Level	Responses	Numerical Value	Total
Never	2	0	0
Rarely	15	1	15
Occasionally/Sometimes	31	2	62
Usually	71	3	213
Every time	206	4	824
	325		1114
Total Responses/Respondents			3.427692308



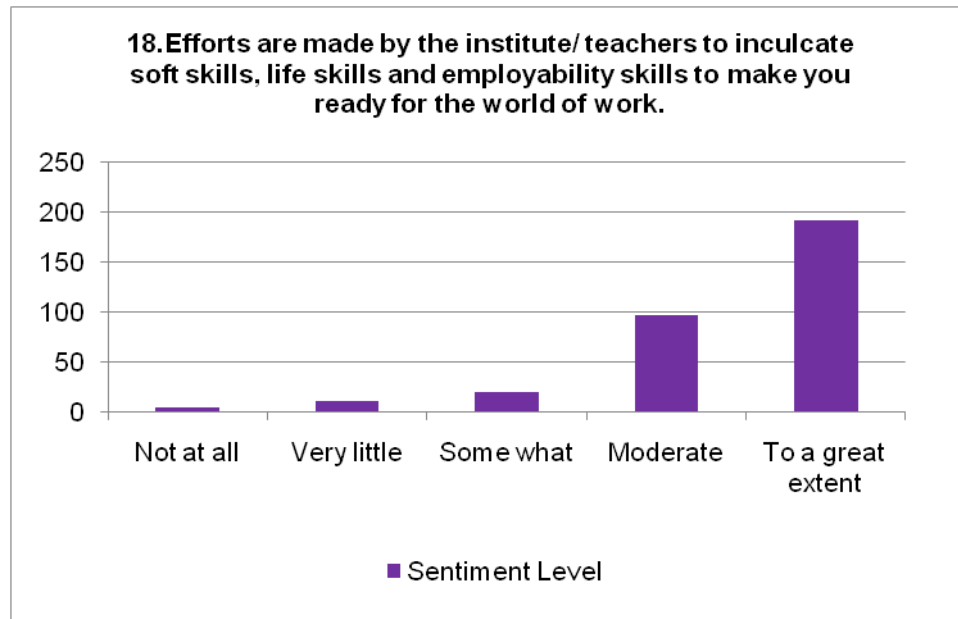
15. The institution makes effort to engage students in the monitoring, review and continuous quality improvement of the teaching learning process.			
Sentiment Level	Responses	Numerical Value	Total
Strongly disagree	2	0	0
Disagree	5	1	5
Neutral	26	2	52
Agree	120	3	360
Strongly agree	172	4	688
	325		1105
Total Responses/Respondents			3.4



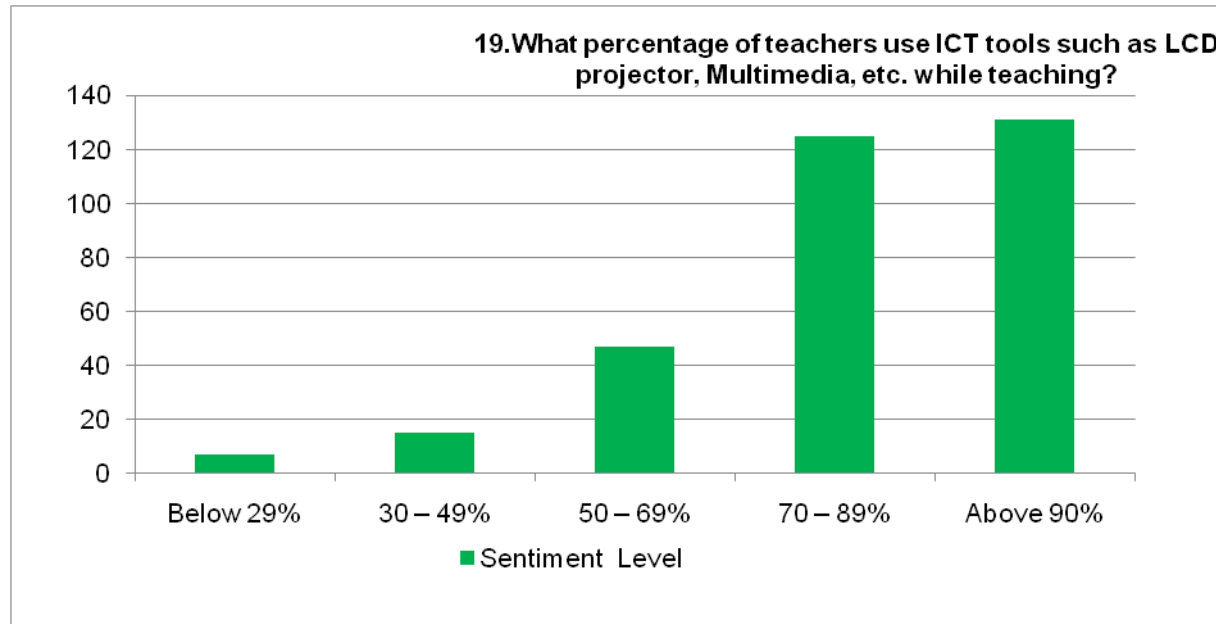
16. The institute/ teachers use student centric methods, such as experiential learning, participative learning and problem solving methodologies for enhancing learning experiences.			
Sentiment Level	Responses	Numerical Value	Total
Not at all	1	0	0
Very little	11	1	11
Some what	27	2	54
Moderate	91	3	273
To a great extent	195	4	780
	325		1118
Total Responses/Respondents			3.44



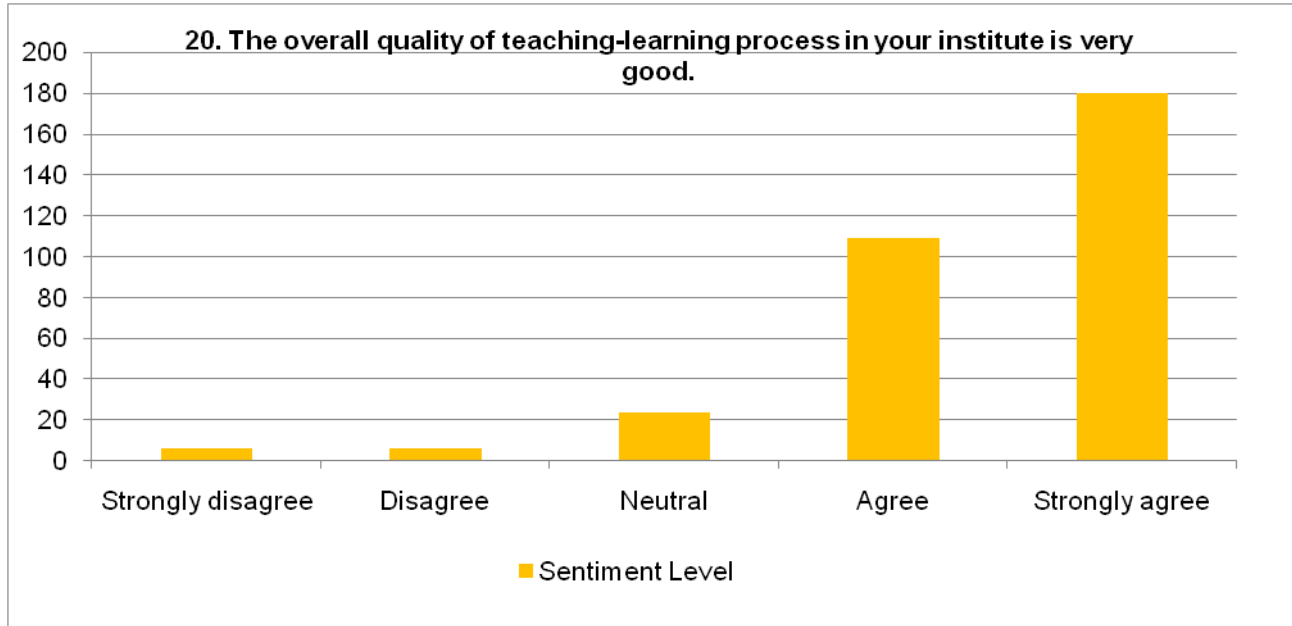
17. Teachers encourage you to participate in extracurricular activities.			
Sentiment Level	Responses	Numerical Value	Total
Strongly disagree	3	0	0
Disagree	3	1	3
Neutral	20	2	40
Agree	113	3	339
Strongly agree	186	4	744
	325		1126
Total Responses/Respondents			3.464615385



18. Efforts are made by the institute/ teachers to inculcate soft skills, life skills and employability skills to make you ready for the world of work.			
Sentiment Level	Responses	Numerical Value	Total
Not at all	5	0	0
Very little	12	1	12
Some what	20	2	40
Moderate	97	3	291
To a great extent	191	4	764
	325		1107
Total Responses/Respondents			3.406153846



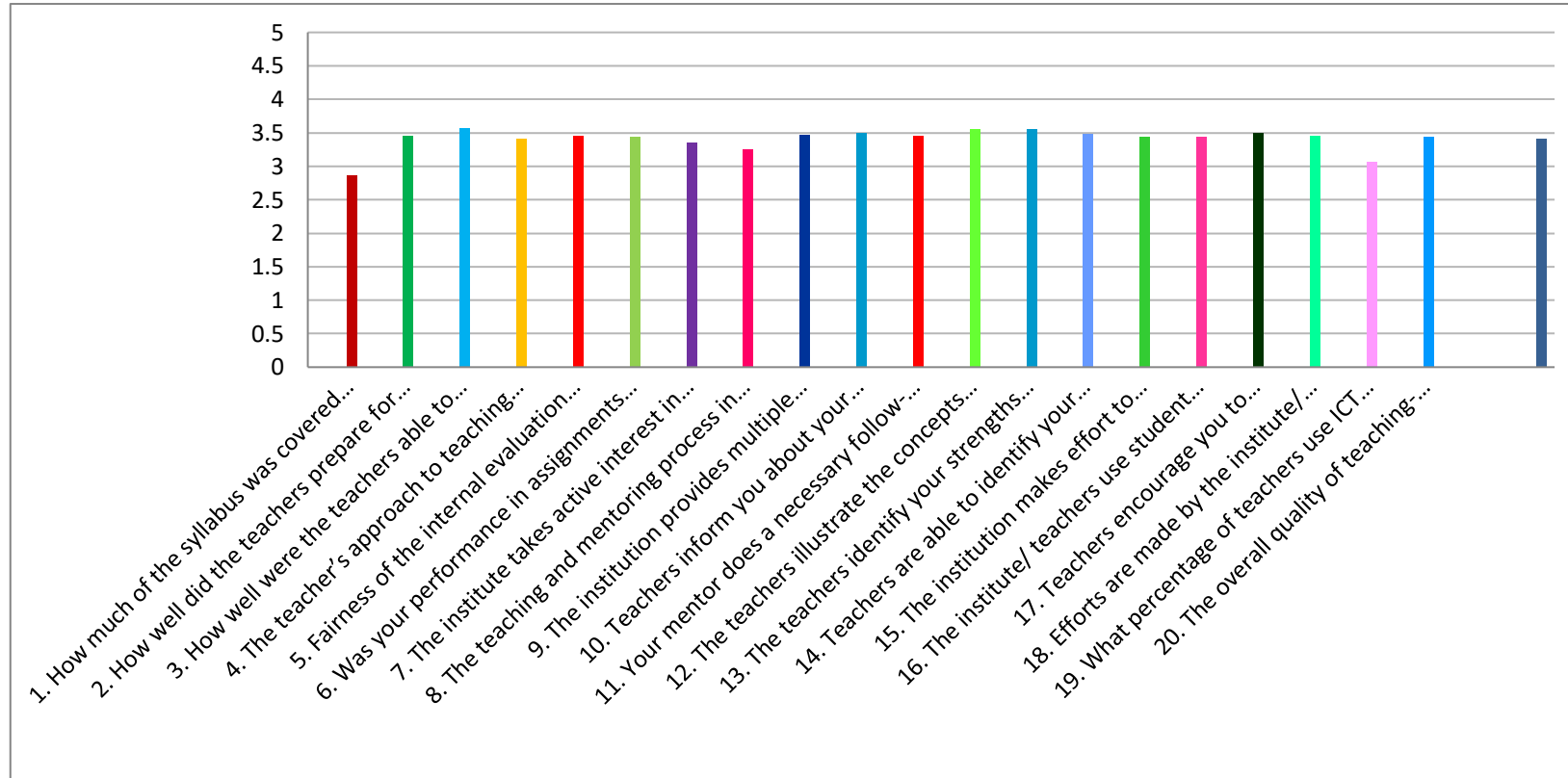
19. What percentage of teachers use ICT tools such as LCD projector, Multimedia, etc. while teaching?			
Sentiment Level	Responses	Numerical Value	Total
Below 29%	7	0	0
30 – 49%	15	1	15
50 – 69%	47	2	94
70 – 89%	125	3	375
Above 90%	131	4	524
	325		1008
Total Responses/Respondents			3.101538462



20. The overall quality of teaching-learning process in your institute is very good.			
Sentiment Level	Responses	Numerical Value	Total
Strongly disagree	6	0	0
Disagree	6	1	6
Neutral	24	2	48
Agree	109	3	327
Strongly agree	180	4	720
	325		1101
Total Responses/Respondents			3.387692308

21. Give three observation / suggestions to improve the overall teaching – learning experience in your institution.

S.No	Observation/Suggestions
1	The quality of teaching is good.
2	The way of communication with students is good about studies and health.
3	The way of conducting exams is good other than internals and Sem exams like quiz, surprise test
4	Explanation with using PPT
5	My college has provided many skills and opportunities for students and encourage them.
6	daily conducted assignments
7	improve students' language
8	change students' personality
9	Provide more campus recruitment
10	This college is very useful to approach student's ambition or dreams.
11	teaching and learning in this college is very well.
12	better and want to digital class
13	To prepare the well preparation of world work.
14	To give the proper guidance to give the students
15	To motivate the students in this institution.
16	ICT tools are not provided Sufficiently
17	1. Students must visit the slum areas to know the hygienic conditions and what hurdles they are facing in their lives. Students should make an assignment or chart and submit to the municipal corporation and request to take the necessary steps to make their circumstances better.
18	Inspite of the lessons what Students are being taught in the class, it is necessary to allow students in doing activities and certain programmes must be initiated for the physical wellness.
19	Students must be takes to the Indian textile industries to make a survey to know about the weaving techniques, Fibre,plans and schemes set up by the govt for the development and growth. And the Students should marks visit to the hospitals to make a chart about the diet plans, healthy nutrition etc..
20	Teaching is not only giving information its also about expect some feedback from students
21	Teaching is all about to improve knowledge not only marks
22	Feedback is must and should from students because they are future products and its useful to know what they are understand
23	Excellent in teaching and campus interview of a student in institutions
24	Teachers should be friendly with students
25	Teachers do not be too strict
26	Help them to understand easily
27	Library development, jkc improvement, increasing faculty
28	Non computer students to provide computer skills
29	I suggest improving more practical knowledge than the theoretical knowledge
30	Extend the time for tough subjects. Conduct some exhibition for commerce students. Conduct some more banking classes and computer tally and python classes.
31	Inculcate other activities to the students
32	Certain programs must be initiated for the physical wellness.
33	The quality of teaching is good and Help in getting knowledge for higher studies like IAS ,APPSCetc



OVERALL MEAN SCORE OF RESPONSES: 3.41